

1. **1st and 2nd Ending**



Play the 1st ending the 1st time through. Then repeat, skip the 1st ending and play the 2nd ending

2. **2/4 time Signature**



Two beats per measure
Quarter note gets one beat

3. **3/4 Time Signature**



3 beats per measure
Quarter note gets one beat

4. **4+** Pizzicato with you left hand fourth finger.

5. **4/4 Time Signature**



4 Beats per measure
Quarter note gets one beat

6. **4th Finger (Violin/Viola)** Often used to match the pitch of the next highest open string, creating a smoother tone and fewer changes between strings for bowing.

7. **Allegro** Fast tempo

8. **Alto Clef**



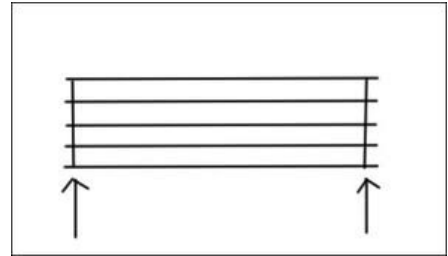
Clef for violas

9. **Andante** Slow/Walking tempo

10. **Arco** The playing of the strings with the bow.

11. **Arpeggio** A chord whose pitches are played one at a time.

12. **Bar Lines**



Divide the music staff into measures

13. **Bass Clef**



Clef for cellos and basses

14. **Beam** Two or more eighth notes have this across their stems.

15. **Beat** The pulse of the music. It should be very steady.

16. **Bow Lift**



Lift the bow and return to its starting point.


17. **Chord** Any set of usually three or more notes (also called "pitches") that is heard as if sounding simultaneously.

18. **Chromatic Notes** Are altered with sharps, flats, and naturals.

19. **Chromatic Pattern** Two or more notes in a sequence of half steps.

20. **Clef** Indicates a set of note names and where they are on the staff.

21. **C Major Key Signature**



All notes are natural

22. **Common Time**



Same as 4/4 time signature.
4 Beats per measure
Quarter note gets one beat

23. **D.C. al Fine** Play until you see this, then go back to the beginning and play until you see fine.

24. **D Major Key Signature**



All F's are sharp and all C's are sharp for the entire piece.

25. **Dot** Adds half the value of the original note

26. **Dotted Half Note**



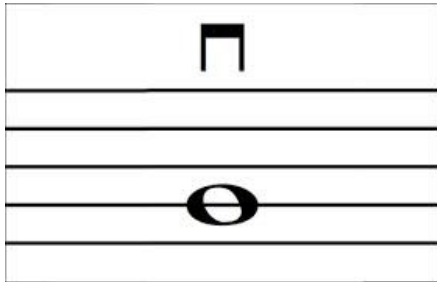
3 beats of sound

27. **Double Bar**



Indicates the end of a piece of music.

28. **Down Bow**



Move the bow away from your body (to the right). Frog to tip.

29. **Duet** A composition with two different parts, played together.

30. **Dynamics** Tell us what volume to play. How loud or soft to play.

31. **Eighth Note**



1/2 a beat of sound

32. **Forte**



Dynamic that means play loudly.

33. **G Major Key Signature**



All F's are sharp. All other notes are natural.

34. **Half Note**



2 beats of sound

35. **Half Rest**



2 beats of silence

36. **Half Step**

The smallest distance between two notes.

37. **Hooked Bowing**

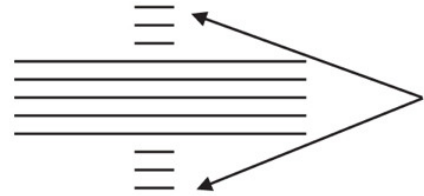


Two or more notes played in the same direction of bow with a stop between each note.

38. **Improvisation** The art of freely creating your own music as you play.

39. **Key Signature** Tells us what's notes to play with sharps or flats through the entire piece of music.


40. **Ledger Lines**



Extend the music staff higher or lower.

41. **Moderato** Medium tempo

42. **Music Staff**



Had 5 lines and 4 spaces.

43. **Natural**



Cancels a flat or sharp and remains in effect for the entire measure. Notes without sharps or flats are also this.

44. **Notes** Tell us how high or low to play and how long to play.

45. **Piano**



Dynamic that means play softly.

46. **Pizzicato (pizz.)** The plucking of the strings with one's finger.

47. **Quarter Note**



1 beat of sound

48. **Quarter Rest**



1 beat of silence

49. **Repeat Sign**



Go back and play the music again.

50. **Rests** Tell us to count silent beats.

51. **Scale** A sequence of notes in ascending or descending order. Like a musical ladder each note is the next consecutive step.

52. **Sharp**



Raises the sound of a note by a half step and remains in effect for the entire measure.

53. **Slur**



A curved line that connects two or more notes of different pitches. Play notes together in the same bow stroke.

54. **Staccato**



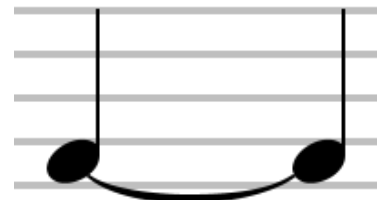
notes marked with a dot above or below the notes. Is played with a stopped bow stroke. There should be a space of sound between notes.

55. **Tempo** The speed of the music.

56. **Tempo Markings** Indicate the speed of the music. Usually written above the staff, in Italian. .

57. **Theme and Variations** A musical form where a theme, or melody, is followed by different version of the same theme.

58. **Tie**



A curved line that connects notes of the same pitch. Play a single note for the combined counts of the notes.

59. **Time Signature** Tells us how many beats are in each measure and what kind of note gets one beat.

60. **Treble Clef**



Clef for violins


61. **Two Eighth Notes**



Each worth 1/2 a beat of sound. Together worth 1 beat.

62. **Upbeat (Pickup)** A note (or notes) that appear before the first full measure. The remaining beats are found in the last measure.

63. **Up Bow**



Move the bow toward your body (to the left). Tip to frog.

64. **Whole Note**



4 beats of sound

65. **Whole Rest**



4 beats of silence

66. **Whole Step** Two half steps combined.